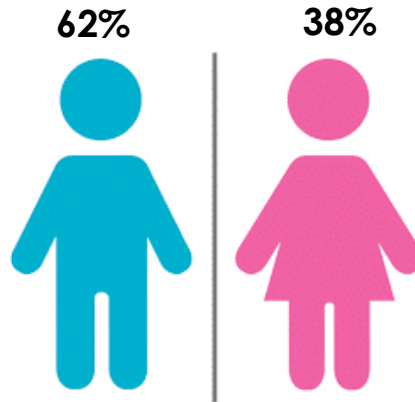


**307**

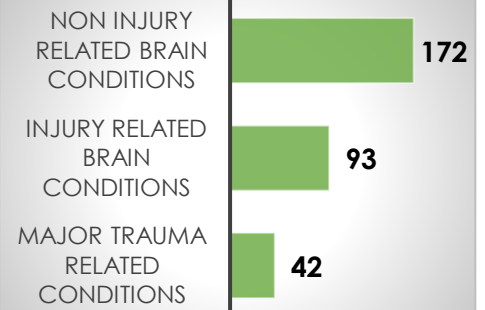
## Brain Injury Patients Served

Data: Discharges

### GENDER



### BRAIN CONDITIONS



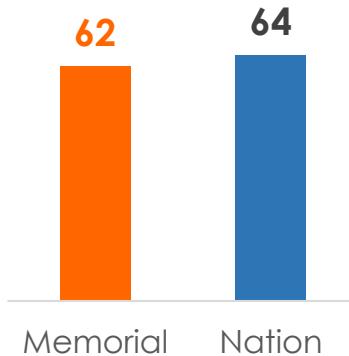
### WALKING



**83%**

of patients were able to walk with Minimal or No physical assistance at the time they were discharged home

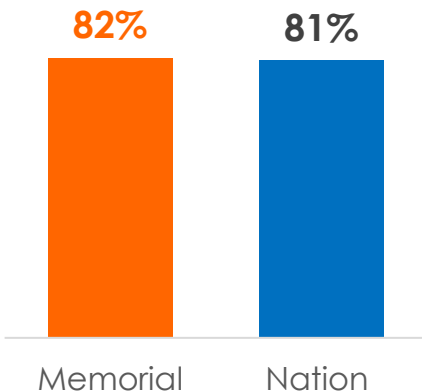
### AVERAGE AGE



### AVERAGE DAILY HOURS OF THERAPY 5 days/week



### DISCHARGES BACK TO HOME



### AVERAGE LENGTH OF STAY IN OUR REHABILITATION PROGRAM



### Patient Satisfaction

**98% Satisfied with care**



Source: 2021 Qtr. 2 - Brain Medtel Report